



11x089 Townhall
Preparing for the
2021 – 2022
School Year
September 9, 2021

Agenda

- Health & Safety Guidelines
- Arrival & Dismissal
- Ways to Keep Informed
- Jupiter Grades
- My Schools Account
- Arrival & Dismissal
- NIDC After School Program
- Communication

Health & Safety

- Every person (Staff, students and any visitor) entering the building **must complete a daily health screening**. You can complete the paper version([pdf](#)) or bookmark the [link](#) onto your mobile device and show to staff in the morning.
- Temperature checks will be taken daily.
- Everyone must wear a mask fully covering their nose and mouth.
- In order to reduce the amount of people congregating in one area, please try to limit arrivals and dismissals to one parent.
- Remote meetings will continue with families to limit the number of people in the building.

The screenshot shows the desktop version of the health screening website. The browser address bar displays 'healthscreening.schools.nyc'. The page header includes the NYC Department of Education logo and the title 'Health Screening'. A 'Select Language' dropdown menu is visible in the top right. The main heading is 'Health Screening DOE Buildings'. Below this, a paragraph states: 'All DOE employees, students, families, and visitors seeking to enter DOE buildings must complete a health screening before entering DOE facilities. This health screening must be completed on each day of arrival and results will reset at midnight of each day. Upon entering the facility you will be asked to provide the results of your screening either by showing your phone or a printout of the results.' There are two main buttons: a yellow 'Sign In' button for 'DOE Employees and Students' and a white 'Guest Screening' button for 'Don't have a sign in? (Students, Families and Visitors)'. At the bottom, there is a link to 'Add this tool to your phone.'

This screenshot shows the mobile app interface. The top status bar displays the time '11:31' and signal strength '5G'. The browser address bar shows 'healthscreening.schools.nyc'. The app header features the NYC Department of Education logo and the title 'Health Screening'. Below the header are two tabs: 'Home' (selected) and 'Consent'. A 'Select Language' dropdown menu is located below the tabs. The page is powered by Google Translate.

Completed
online form

This screenshot shows the mobile app displaying a completed health screening badge. The badge is for 'Avgerine Katechis', a 'DOE EMPLOYEE'. It features a large green checkmark icon and the text: 'Cleared to Enter DOE Schools and Facilities Thursday, September 9, 2021 7:43 AM'. Below the badge, there is a notice: 'Please be advised that you must be wearing a face covering to enter DOE facilities. In addition, you must have a government-issued ID or your DOE ID.' At the bottom, it says: 'Please re-take daily or immediately if your symptoms change. (this badge expires at midnight)'. The mobile app interface elements like the bottom navigation bar are visible.

Health & Safety Supplies

Sanitizing Wipes



Air Purifiers



Hand Sanitizer Wall Dispensers







Distribution of materials to classroom has begun



Student Consent Form for COVID-19 Testing

Every child and adult in the building must have a current 2021-2022 COVID Testing Authorization form on file. If you completed one last year, you must complete a new one. They can be obtained [here](#) or paper versions are available to pick up in the school Lobby.

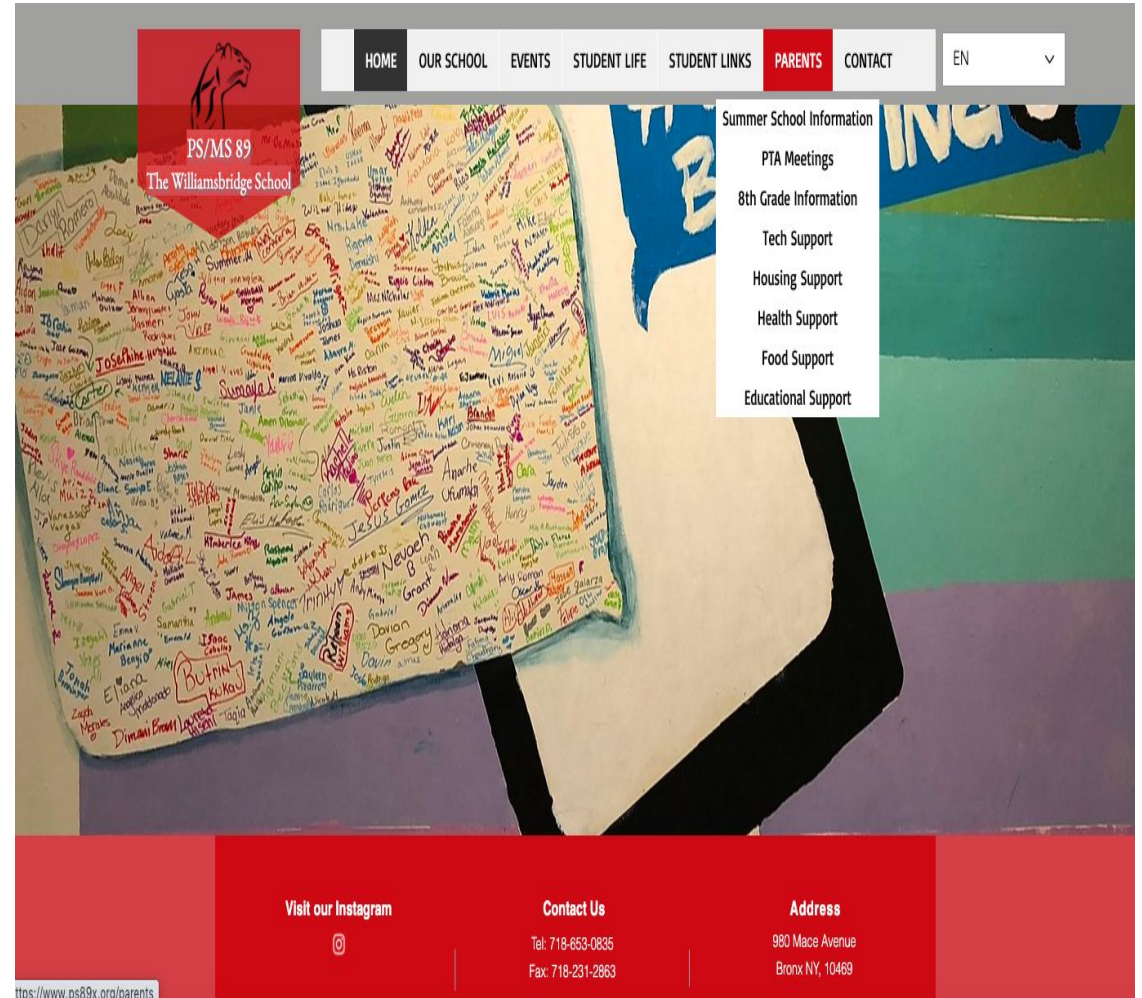





STUDENT CONSENT FORM FOR COVID-19 TESTING	
What is this form?	
We are seeking your consent to test your child for COVID-19 infection. The New York City Department of Education (NYC DOE) working with NYC Health + Hospitals and the New York City Department of Health and Mental Hygiene, has partnered with laboratories and other providers to test NYC DOE students, teachers, and staff members for COVID-19 infection.	
How often would you test my child?	
Our laboratory and provider testing partners will come to every school periodically to test some of the students, teachers, and staff. If you consent, your child may be selected for testing on one or more of these occasions, and your child may also be tested (1) in accordance with state and city mandates, or (2) if they exhibit one or more symptoms of COVID-19, or (3) if they are a close contact of a student, teacher, or staff person with COVID-19 infection, or (4) in connection with their participation in an extracurricular activity for which testing may be conducted.	
What is the test?	
If you consent, your child will receive a free diagnostic test for the COVID-19 virus. Collecting a specimen for testing involves inserting a small swab, similar to a Q-Tip, into the front of the nose and/or collecting saliva (spit).	
How will I know if my child tests positive?	
If your child has a specimen collected for testing, we will send information home with them to let you know. COVID-19 test results will generally be provided within 48-72 hours.	
What should I do when I receive my child's test results?	
If your child's test results are positive, please contact your child's doctor immediately to review the test results and discuss what you should do next. You must keep your child at home and should inform your child's school. If your child's test results are negative, this means that the virus was not detected in your child's specimen. Tests <u>sometimes</u> produce incorrect negative results (called "false negatives") in people who have COVID-19. If your child tests negative but has symptoms of COVID-19, or if you have concerns about your child's exposure to COVID-19, you should call your child's doctor. If you need help finding a doctor, call (844) NYC-4NYC.	
TO BE COMPLETED BY PARENT, GUARDIAN OR ADULT STUDENT	
Parent/Guardian Information	
Parent/Guardian Print Name:	
Parent/Guardian Address:	
Parent/Guardian Tel./Mobile #:	
Parent/Guardian Email address:	
Best way to contact you:	
Child Information	
Child Print Name:	
Child School ID/OSIS # (if known):	
Child Home Address:	
	Child Date of Birth:

Ways to Keep Informed


www.schools.nyc.gov
 NYC DOE Website

www.ps89x.com
 Parents tab



<https://www.ps89x.org/parents>

Welcome Back Family Letter - Email Communication



P.S. 89
The Williamsbridge School
980 Mace Ave., Bronx, NY 10469
Phone (718) 633-0835 | Fax (718) 231-2863
www.ps89x.org

Mr. Ralph Martinez
Principal
Rmartin72@schools.nyc.gov

Ms. Abby Katechis
Assistant Principal
akatechis@schools.nyc.gov

Ms. Allegra Levine I.A.
Assistant Principal
Alevine14@schools.nyc.gov

Ms. Tanya Reid
Assistant Principal
Treid22@schools.nyc.gov

Ms. Maura Langan I.A.
Assistant Principal
mlangan3@schools.nyc.gov

Ms. Regina Cucinotta
Assistant Principal
Rcucinotta@schools.nyc.gov

For Translated Letters Click Here:
[Spanish](#) [Albanian](#) [Arabic](#) [French](#) [Vietnamese](#)

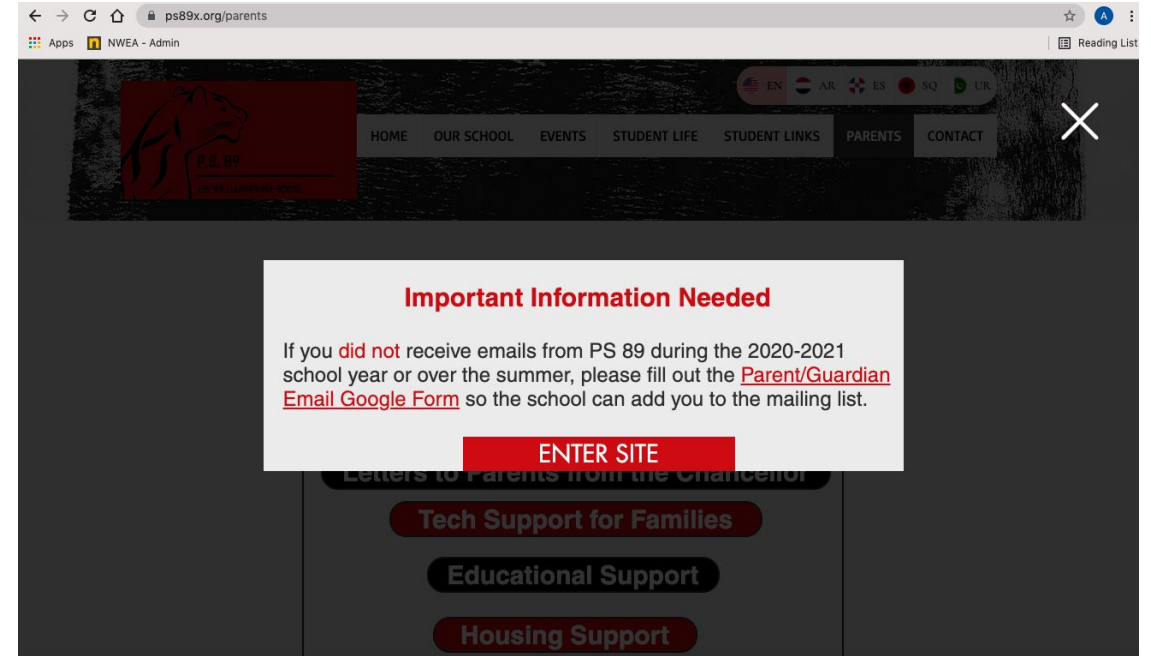
Dear Parent/Guardian of <<FN>> <<LN>>:

Welcome to the 2021 - 2022 school year at PS 89!

Below is your child's class information for the upcoming school year:

Official Class Code: <<CLS>>
Your child must know their official class code on the first day of school.

Subject	Teacher	Room	Teacher's Email
ELA	<<ELA Teacher>>	<<ELA Room>>	<<ELA email>>
Math	<<Math Teacher>>	<<Math	<<Math email>>

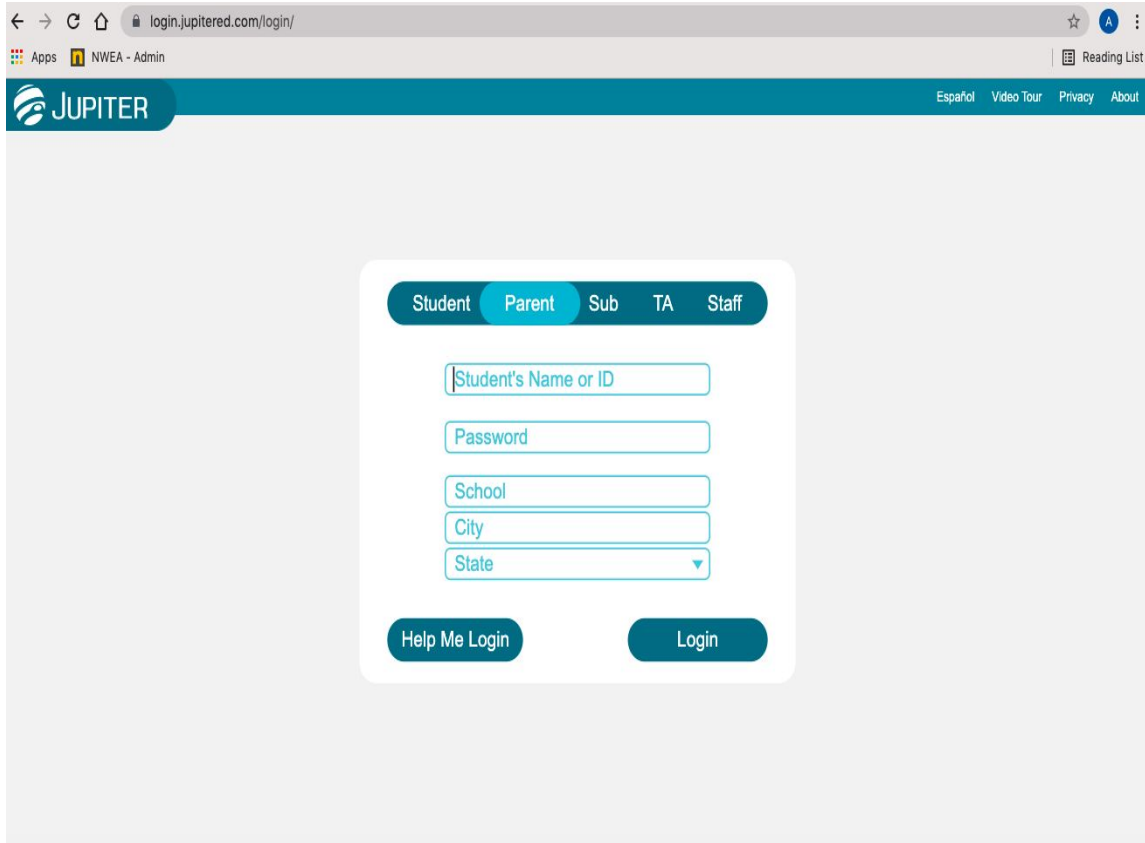


The screenshot shows a web browser at ps89x.org/parents. A dark-themed navigation menu is visible at the top with links for HOME, OUR SCHOOL, EVENTS, STUDENT LIFE, STUDENT LINKS, PARENTS, and CONTACT. A large white pop-up box with a red border is centered on the screen. The pop-up has a red heading 'Important Information Needed' and contains the following text: 'If you **did not** receive emails from PS 89 during the 2020-2021 school year or over the summer, please fill out the [Parent/Guardian Email Google Form](#) so the school can add you to the mailing list.' Below the text is a red button labeled 'ENTER SITE'.

Arrival & Dismissal

Grade	Arrival Location	Dismissal Location
Pre-K, Kindergarten, & Grade 1	Courtyard by the Mini-Building (Behind the main school building)	Courtyard by the Mini-Building (Behind the main school building)
Grade 2 & 3	Small Courtyard (Exit 5)	Exit 5
Grade 4	Small Courtyard (Exit 4)	Exit 4
Grade 5	Small Courtyard (Exit 4)	Exit 8
Grades 6 - 8	Large Yard	Exit 2

Jupiter Grades



login.jupitred.com/login/

JUPITER

Spanish Video Tour Privacy About

Student Parent Sub TA Staff

Student's Name or ID

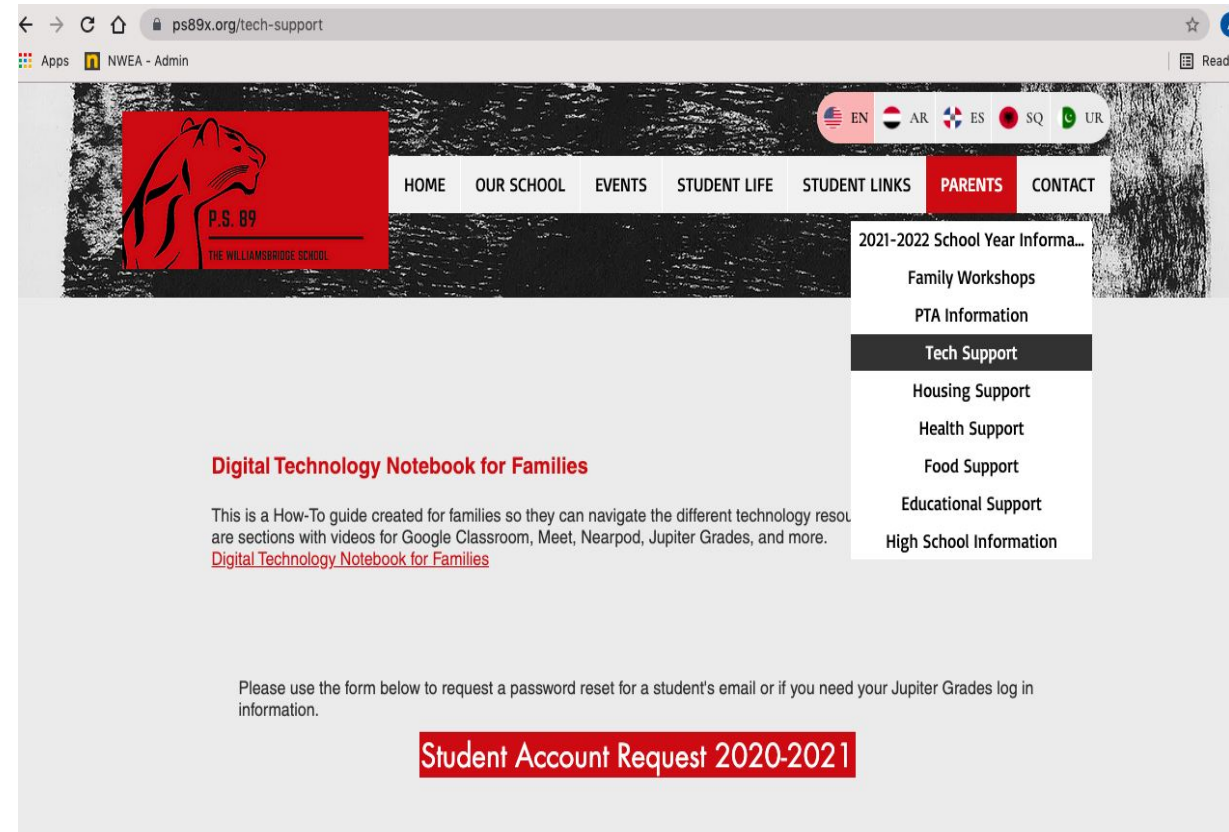
Password

School

City

State

Help Me Login Login



ps89x.org/tech-support

EN AR ES SQ UR

HOME OUR SCHOOL EVENTS STUDENT LIFE STUDENT LINKS PARENTS CONTACT

2021-2022 School Year Informa...

- Family Workshops
- PTA Information
- Tech Support**
- Housing Support
- Health Support
- Food Support
- Educational Support
- High School Information

Digital Technology Notebook for Families

This is a How-To guide created for families so they can navigate the different technology resou are sections with videos for Google Classroom, Meet, Nearpod, Jupiter Grades, and more.

[Digital Technology Notebook for Families](#)

Please use the form below to request a password reset for a student's email or if you need your Jupiter Grades log in information.

Student Account Request 2020-2021

Jupiter Grades will be updated by the end of next week.

NYC Schools Account

-Track your child’s attendance, grades (report cards and state exam scores).

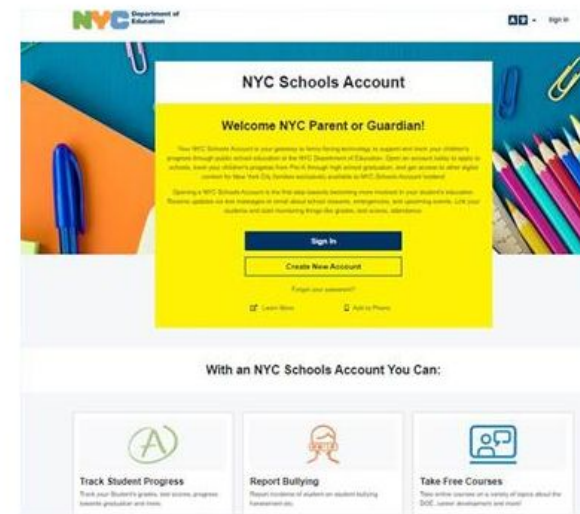
-Access information that can be used in lieu of a face to face letter.

-Complete COVID authorization, and other forms.

-Every Parent should have an account and you can have multiple children on the same account.

-If you need to create an account or have questions, please contact Ms. Burgos at kburgos7@schools.nyc.gov or text her on her google voice number 914-801-8716.

NYCSA Parent Portal



NYC Schools Account

There is a new way for you to stay connected to your student’s education and more in the new NYC Schools Account (NYCSA) Portal. One sign-in will allow you to:

- See your students grades, test scores and more in My Student
- Take classes in Parent University
- Report bullying
- Access forms for your child
- Reset your child's DOE account password

In the next few months, more features will be added making this a true one stop for parent facing information to support student learning.

You can also sign the COVID consent form, fill out emergency contact information and stay better connected to your school, your PA/PATA and your District Parent Leadership.

You can sign up for an account by entering a few basic details. This will allow you to begin receiving notifications from the DOE. It only takes five minutes, and it is the first step in getting a full account.

NIDC After-School Program



Enroll Now!

NIDC AFTER SCHOOL PROGRAM AT PS 89

KINDERGARTEN - 5TH GRADE

EDUCATIONAL AND RECREATIONAL ACTIVITIES

ACTIVITIES:

- KIDZ LIT
- HOMEWORK HELP
- PERFORMING ARTS
- KIDZ MATH
- GYM
- ARTS & CRAFT

PROGRAM DATES AND TIMES:

Monday, September 20th, 2021

Friday, June 17th, 2022

Operating from 2:15pm - 5:30pm Daily (Mon-Fri)

FEE BASE & CHILD CARE VOUCHERS ACCEPTED

JOHNNY PONCE, PROGRAM DIRECTOR
JPONCE@NIDCNY.ORG
(718)231-9800 EX 301
2160 Matthews Avenue, Bronx, NY 10462

REGISTER NOW



FOR MORE INFORMATION

@NIDCNY


OR VISIT OUR WEBSITE
WWW.NIDCNY.ORG

Visit:

<https://nidcny.org/nidcatps/ms89>

or scan me:




Enroll Now!

NIDC AFTER SCHOOL PROGRAM AT MS 89

6TH - 8TH GRADE

EDUCATIONAL AND RECREATIONAL ACTIVITIES

ACTIVITIES:

- TUTORING
- HOMEWORK HELP
- DANCE
- CHESS
- CREATIVE EXPRESSION
- LEGO ROBOTICS
- LEADERSHIP
- STEM
- CHEER

PROGRAM DATES AND TIMES:

Monday, September 20th, 2021

Friday, June 17th, 2022

Operating from 2:15pm - 5:30pm Daily (Mon-Fri)

JOHNNY PONCE, PROGRAM DIRECTOR
JPONCE@NIDCNY.ORG
(718)231-9800 EX 301
2160 Matthews Avenue, Bronx, NY 10462

REGISTER NOW



FOR MORE INFORMATION

@NIDCNY

OR VISIT OUR WEBSITE
WWW.NIDCNY.ORG

Thank you for joining us!

