



P.S./M.S. 89 -THE WILLIAMSBRIDGE SCHOOL

PANTHER

PRESS

Chief Creators and Editors: Ms. Burgess and Ms. Rivera



APRIL 2024

UPCOMING EVENTS

- April 1st-No School Easter Monday
- April 5th- Testing Pep Rally Grades 3-8
- April 10th- No School Eid al -Fitr
- April 11th-12th- MS ELA Testing (Paper-Based)
- April 16th-17th- MS ELA Testing (Computer Based)
- April 18th- Honor Roll Breakfast
- April 18th- Staff /Student Basketball Game
- April 22nd-30th- Spring Break No School

EARTH DAY CREATIVITY



Make a homemade bird feeder!

Nurture your natural environment by creating a bird feeder for your winged neighbors. Simply fill empty milk cartons or plastic water bottles with bird seed. Watching feathered friends flock to the yard is bound to make your little ones smile with excitement (you, too!).

Assemble an inspired charcuterie board

If a culinary celebration is more your thing, jump on the charcuterie board trend and use your imagination to honor Mother Earth. Design a plant-forward board with fruits, vegetables, nuts, hummus, crackers, and dairy-free cheese. Or if you have a sweet tooth, make an Earth-themed dessert board by arranging cookies in the shape of the earth, flowers and butterflies. Finish it off with gummy worms, sharks, frogs and fish.



Paint flower pots and plant seeds

Want to get your kid's creative juices flowing? Paint one of their hands blue and stamp it on a plain flower pot. Take a paint brush and add some green markings on the handprint until it resembles the Earth. Or skip the blue paint altogether and use their fingerprints to form flower petals or ladybugs. Once it's dry, fill it with soil and seeds to turn this craft project into a science experiment.



Make art out of recyclables

Turn trash into treasures by using materials from the recycling bin to create Earth Day masterpieces. Try making a picture of a tree out of egg cartons by cutting and painting the individual egg cups green and gluing them onto a canvas. Just add a brown trunk and any finishing touches.



EARTH DAY

WHAT IS EARTH DAY?



EARTH DAY IS AN ANNUAL CELEBRATION THAT HONORS THE ACHIEVEMENTS OF THE ENVIRONMENTAL MOVEMENT AND RAISES AWARENESS OF THE NEED TO PROTECT EARTH'S NATURAL RESOURCES FOR FUTURE GENERATIONS. THE FIRST EARTH DAY WAS HELD APRIL 22, 1970.

HERE ARE A FEW THINGS YOU CAN DO TO HELP SAVE THE PLANET ON EARTH DAY.

1. CLEAN A BEACH.
2. PLANT A TREE.
3. STOP USING PLASTIC STRAWS.
4. DON'T EAT ANY MEAT.
5. USE A RECYCLABLE BAG.
6. WALK OR RIDE A BIKE.
7. GIVE UP CHEWING GUM.
8. START A RECYCLE, REUSE, REDUCE CHAMPAIGN.



Reminder

- Breakfast is served Monday-Friday at 7:45 AM in the cafeteria
- Bring your Yondr pouches everyday!
- School begins at 8:00am, be on time.
- Always come to school prepared.
- You are awesome!





Meet

Meila

Perez



By: Treasure Thompson

Treasure: Congrats on becoming the Cheer Captain! So Meila, tell me why you became a cheerleader?

Meila: Well it first started as a hobby. Then I became really interested in it. Now it's my passion.

Treasure: What is your favorite subject in school? Is getting a good education and getting good grades an important part of who you are?

Meila: Absolutely! Math is my favorite subject because I will use it in the future to be successful in life. Also, it is easy to understand. Getting good grades has always been important to me.

Treasure: What is one one to describe yourself?

Meila: I am Inquisitive. I ask a lot of questions. It helps me learn.

Treasure: Ok, this is a segment of our interview that is called "This or That?" I'm going to ask you 10 questions. All you have to do is give me the first answer that comes to your mind. Are you ready? Waffles or Pancakes

Meila: Waffles

Treasure: Night Owl or Early Bird?

Meila: Early Bird



Treasure: Online shopping or Go to the Mall?

Meila: Go to the Mall

Treasure: Takis or hot Cheetos

Meila: None, my stomach can't take spicy food.



Treasure: Remote Learning or in school learning?

Meila: In School

Treasure: Extra Recess or Extra Gym?

Meila: Extra recess



Treasure: Music or Drama?

Meila: Drama

Treasure: Bacon, Egg and Cheese or Chopped Cheese

Meila: Chopped Cheese

A CONVERSATION WITH MEILA!



Treasure: Reggaeton or Salsa?

Meila: Reggaeton!

Treasure: Sneakers or Crocs

Meila: Crocs, because they are comfortable

Treasure: Wow! That was great! I have one more question to ask you. What is one piece of advice that you would give an aspiring cheerleader?

Meila: One piece of advice that I would give to an aspiring cheerleader is to never quit. Being a cheerleader has it's challenges but it also has its perks. Even when things get intense, keep going! Don't give up!

ARTIST SHOWCASE



By: Isaiah Green

UNDERSTANDING THE COLOR WHEEL WITH MR. GOERTZEL

HOW DO YOU KNOW WHAT COLORS GO TOGETHER?

COLORS THAT ARE OPPOSITE EACH OTHER ON THE COLOR WHEEL, LIKE RED AND GREEN OR BLUE AND ORANGE, OFTEN COMPLEMENT EACH OTHER WELL. THESE COMBINATIONS ARE CALLED COMPLEMENTARY COLORS. ANALOGOUS COLORS, WHICH ARE NEXT TO EACH OTHER ON THE COLOR WHEEL, LIKE BLUE AND PURPLE, ALSO TEND TO WORK HARMONIOUSLY TOGETHER.



CREATIVE NAMES



7 TH GRADE MASH-UP "GLASS PAINTINGS"

HEY! WHAT'S MASH-UP ARTWORK?

TO PUT IT SIMPLY, MASH-UP ART IS THE COMBINATION OF TWO OR MORE IDEAS OR CONCEPTS INTO ONE PIECE THAT IS IN ITSELF, A BRAND-NEW PIECE OF ARTWORK. MASH-UP ART IS AN ART STYLE THAT INCORPORATES DIFFERENT PARTS OF SEVERAL ARTWORKS INTO ONE PIECE THAT CARRIES A THEME AND STYLE OF ITS OWN AS WELL.

BELOW, YOU WILL ENJOY MR. GOERTZEL AND THE 7TH GRADERS MASH-UP ARTWORK!



CREATIVES NAMES WITH MR. GOERTZEL AND THE 6TH GRADERS

NAME ART IS A TOOL THAT MANY ARTISTS USE TO EXPRESS THEMSELVES. IT GIVES THE VIEWER A GLIMPSE OF WHO THE ARTIST IS. IT SHOWS PARTS OF THEIR PERSONALITY.

LET'S EXPLORE THESE CREATIVE NAMES!

FOR A CLOSER LOOK, TAKE A LOOK AT THE EXHIBIT ON THE 3RD FLOOR, ACROSS FROM MR. GOERTZEL'S ROOM (307).

SAMANTHA'S POETRY CORNER



A Little Seed
A little seed for me to sow.
A little seed to make it grow.
A little hole, a little pat,
A little wish, and that is that.
A little sun, a little shower.
A little while,
And then, a flower!



A Real April Day

by Lenore Hetrick

April for rainbows,
And April for showers!
April for a bright hint
Of lovely May flowers.
April for nonsense,
And April for play –
Best of all times
Is a real April day!



The Rain

By Ann

Pitter-patter, raindrops
Falling from the sky.
Here is my umbrella,
To keep me safe and dry!
When the rain is over,
And the sun begins to glow,
Little flowers start to bud,
And grow and grow and grow!



Spring Everywhere


I see flowers blooming
colors in the sky
nicely forming
I hear bees buzzing
birds singing
wings flapping
I taste fresh berries
colorful and juicy
I smell plants growing
cherry blossoms
Earthy rain falls
I feel green and new



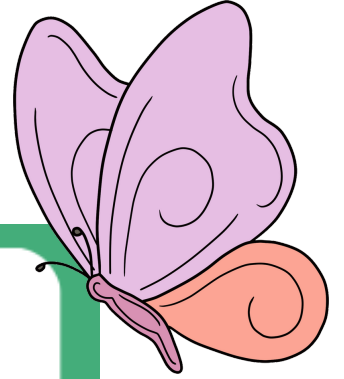
Learn To Love Yourself

Learn To Love Yourself
more. Close your eyes,
exhale out the
negativity and inhale the
positivity that's in you.

By: Samantha Quinones



TREASURE'S BRAIN BREAK





SPRING WORD SEARCH



Find the words listed below and mark them.

L	A	B	W	O	R	M	K	I	R	L	M
A	D	C	D	G	F	E	J	H	A	Q	N
D	A	I	S	Y	R	P	T	K	I	T	E
Y	A	X	Z	U	T	S	U	C	N	O	S
B	U	T	T	E	R	F	L	Y	B	B	T
U	Q	Y	W	V	A	Z	I	X	R	A	C
G	R	A	S	S	I	E	P	F	O	D	B
D	H	G	E	J	N	O	N	S	W	Y	E
K	S	U	N	N	Y	M	R	T	U	Z	E


- DAISY
- LADYBUG
- TULIP
- SUNNY

- KITE
- BEE
- RAINBOW
- BUTTERFLY

- RAINY
- WORM
- NEST
- GRASS

SPRING MAZE PUZZLE

Help the bee find the way to the flower.



SUDOKU

A Game for Mathematicians

Fill out the blocks so that the numbers one to nine will only appear once in each row, column and 3x3 grid.

		9	7	3		5	2	6
		5		2		8		
6		8					4	7
					9		6	2
	4		6		3		8	
8	9		5					
2	6					1		8
		7		1		6		
9	5	1		6	4	2		

Earth Day Cookies



Have you ever tried to make Earth Day Cookies?

By: Tanarsh Alexander

Below is the recipe! Try it with your parents now and thank me later!

- In a large bowl, stir together softened butter and sugar until creamy and well-combined. Stir in vanilla, applesauce, and milk.
- In a separate smaller bowl, stir together flour, baking powder, and salt. Add the dry mix to the wet mixture, and stir until combined. If dough seems dry, add 1 teaspoon of additional milk at a time.
- After mixing your cookie dough, divide the batter into two equal amounts (this doesn't have to be perfect). Add green food coloring to one bowl, and blue coloring to the other. Stir each batch until color is evenly mixed in.
- Roll together a little dough from each bowl to make a blue and green marbled dough ball. Each ball should be about 1 1/2 to 2 Tablespoons.
- Place onto cookie sheet spaced 2 inches apart, and bake for 10-12 minutes. Bake time will depend on the size of your cookies.
- You'll want to remove cookies before they start to brown - they may look slightly puffy, but they will set on the pan once out of the oven.
- Allow cookies to cool on the pan for 3-5 minutes before carefully transferring to a wire cooling rack. If desired, drizzle with icing once fully cooled.



Created by:

Treasure Thompson, Samantha Quinones, Tanarsh Alexander, Maya Wright, Dwayne Wright, , Emily Gomez Perez, Isaiah Green, Tiffany Flores, Javel Wright, Linabel Pichardo Diaz , Jackie Mora